

# System GS20-338

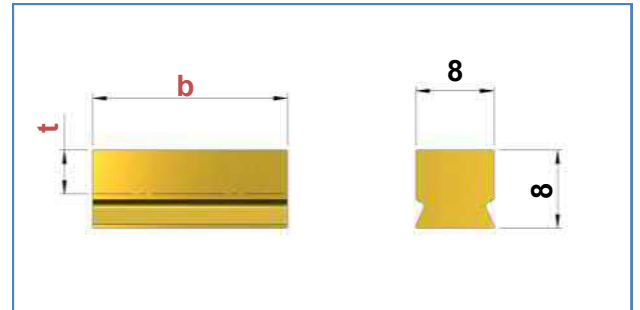
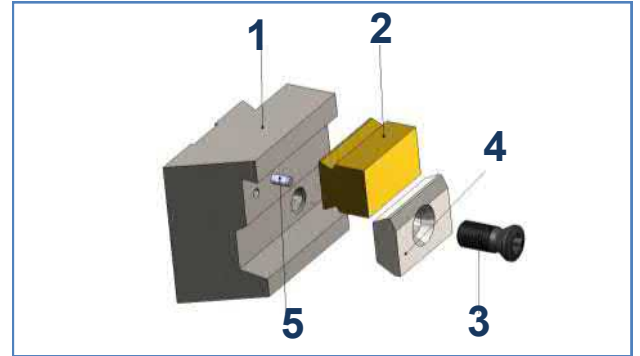
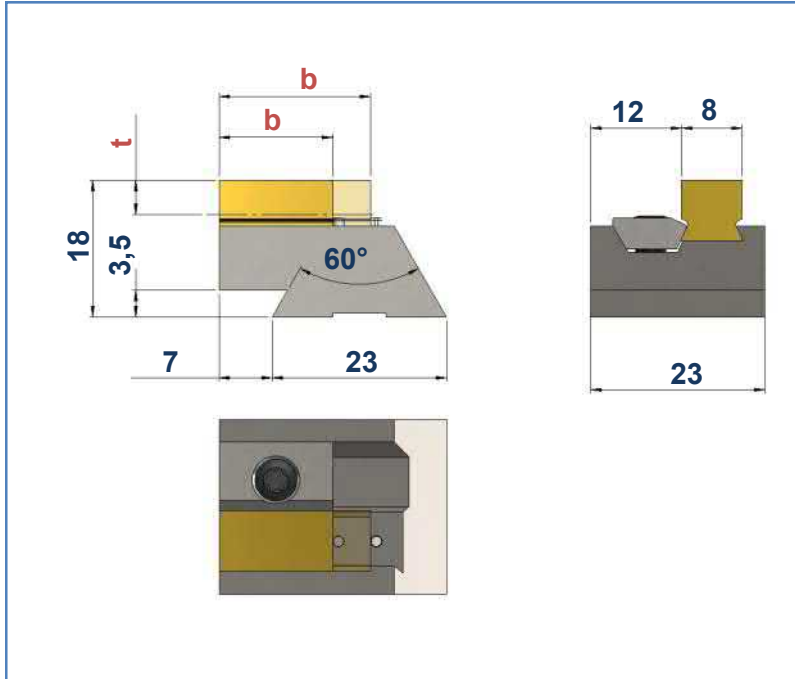
System GS20-338 / Système GS20-338

## GS20-338-15-20

max. Formtiefe:  $t = 4,5$  mm

max. depth of form:  $t = 4,5$  mm

max. profondeur de profil:  $t = 4,5$  mm



1	Art. Nr. Item no. No. d'art.	Best. Nr. Ref. no. Réf.	Bezeichnung Description Désignation
	108447	GS20-338-15/20	Grundhalter / Basic tool holder / Porte-outil de base

2	Art. Nr. Item no. No. d'art.	Best. Nr. Ref. no. Réf.	Bezeichnung Description Désignation	b mm	HM-Sorte Carbide grade Nuance de carbure
	108721	WP-338-15-K10	HM-Wechselplatten / Carbide inserts / Plaquettes échangeables en carbure	15	K10
	108722	WP-338-20-K10	HM-Wechselplatten / Carbide inserts / Plaquettes échangeables en carbure	20	K10

	Art. Nr. Item no. No. d'art.	Best. Nr. Ref. no. Réf.	Bezeichnung Description Désignation
3	102217	M4x9,5-T15	Spannschraube / Fixing screw / Vis de fixation
4	108732	KL-15-338	Klemme / Clamp / Mors de serrage
5	103960	Ø1,5m6 x 8- DIN 6325	Anschlagstift / Dowel / Goujon de butée



# System GS20-338

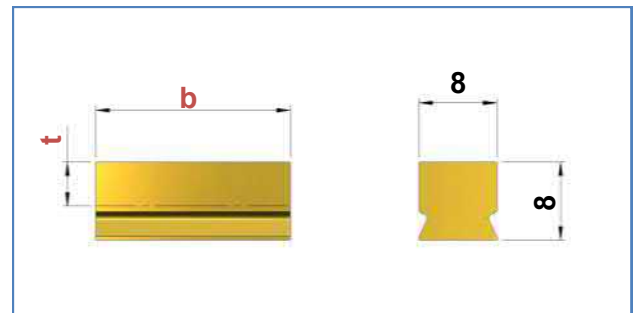
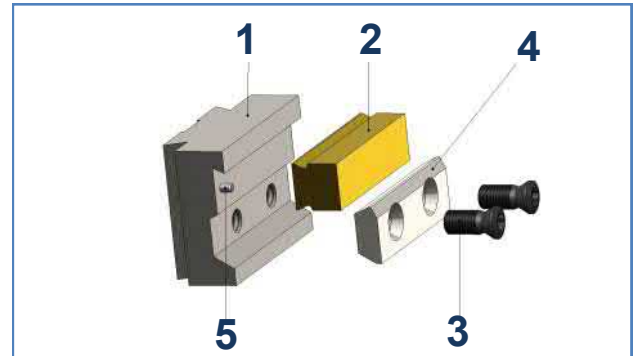
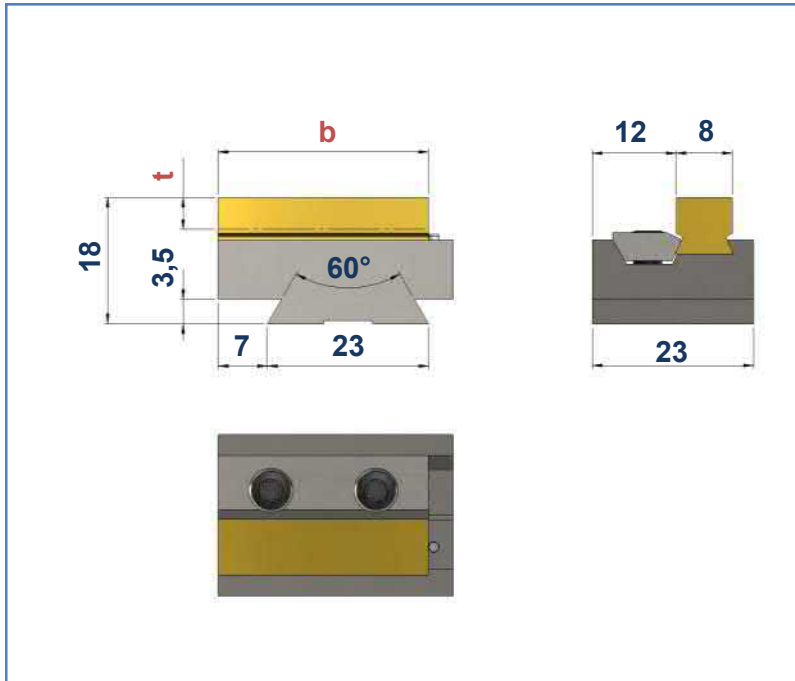
System GS20-338 / Système GS20-338

## GS20-338-30

max. Formtiefe:  $t = 4,5$  mm

max. depth of form:  $t = 4,5$  mm

max. profondeur de profil:  $t = 4,5$  mm



1	Art. Nr. Item no. No. d'art.	Best. Nr. Ref. no. Réf.	Bezeichnung Description Désignation
	108543	GS20-338-30	Grundhalter / Basic tool holder / Porte-outil de base

2	Art. Nr. Item no. No. d'art.	Best. Nr. Ref. no. Réf.	Bezeichnung Description Désignation	b mm	HM-Sorte Carbide grade Nuance de carbure
	108725	WP-338-30-K10	HM-Wechselplatten / Carbide inserts / Plaquettes échangeables en carbure	30	K10

	Art. Nr. Item no. No. d'art.	Best. Nr. Ref. no. Réf.	Bezeichnung Description Désignation
3	102217	M4x9,5-T15	Spannschraube / Fixing screw / Vis de fixation
4	108731	KL-30.338	Klemme / Clamp / Mors de serrage
5	103960	Ø1,5 <sub>m6</sub> x 8- DIN 6325	Anschlagstift / Dowel / Goujon de butée